

### Barbed Wire

Barbed wire provides vital protection to a fence by defending it against downward compression by cattle or other heavy animals. Two lines running 50mm and 150mm above the fence provide optimum levels of protection. Tornado manufacture 3 specifications of barbed wire to suit various applications - Titan, High Tensile and Mild Steel.

### Applications

- Agricultural
- Road & Rail

### Finish

Heavily galvanised BS EN 10244 Class A

Product Code	Style	Line wire dia (mm) & tensile strength (N/mm <sup>2</sup> )	Barb dia (mm) & tensile strength (N/mm <sup>2</sup> )	Roll length (m)	Average Weight per Roll (kg)
BZTT200001	Titan	2mm dia - 1100-1250 N/mm <sup>2</sup>	1.89mm dia - 415-495 N/mm <sup>2</sup>	200	14.8
BZTT200002	Titan	2mm dia - 1100-1250 N/mm <sup>2</sup>	1.89mm dia - 415-495 N/mm <sup>2</sup>	500	40
BZTT200003	Titan	2mm dia - 1100-1250 N/mm <sup>2</sup>	1.89mm dia - 415-495 N/mm <sup>2</sup>	2000	160
BZHT160001	High Tensile	1.6mm dia - 1050-1200 N/mm <sup>2</sup>	1.45mm dia - 415-495 N/mm <sup>2</sup>	200	10.09
BZHT160004	High Tensile	1.6mm dia - 1050-1200 N/mm <sup>2</sup>	1.45mm dia - 415-495 N/mm <sup>2</sup>	500	25.2
BZMS250001	Mild Steel	2.5mm dia - 415-495 N/mm <sup>2</sup>	2mm dia - 415-495 N/mm <sup>2</sup>	200	23.75

Product Code	Style	Line wire dia (mm) & tensile strength (N/mm <sup>2</sup> )	Coil Weight (kg)	Approx. Coil Length (m)
CZSS262501	Spring Steel	2.64mm dia - 1500-1600 N/mm <sup>2</sup>	25	610
CZHT202501	High Tensile	2mm dia - 1100-1250 N/mm <sup>2</sup>	25	1017
CZHT252501	High Tensile	2.5mm dia - 1235-1390 N/mm <sup>2</sup>	25	650
CZHT312501	High Tensile	3.15mm dia - 1050-1200 N/mm <sup>2</sup>	25	410
CZMS202501	Mild Steel	2mm dia - 415-495 N/mm <sup>2</sup>	25	1017
CZMS402501	Mild Steel	4mm dia - 415-495 N/mm <sup>2</sup>	25	250

### Coiled Wire

Used for supporting strained wire netting, controlling stock (in conjunction with droppers or as complete stock fencing) or simply to extend the height of a fence, Tornado Coiled Wire is a cost-effective product to suit a variety of applications.

### Applications

- Electric fence
- Fence topping
- Vine and plant support

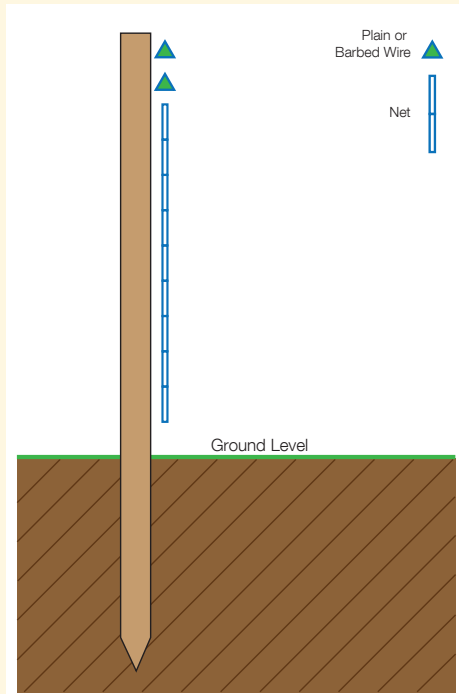
### Finish

Heavily galvanised BS EN 10244 Class A

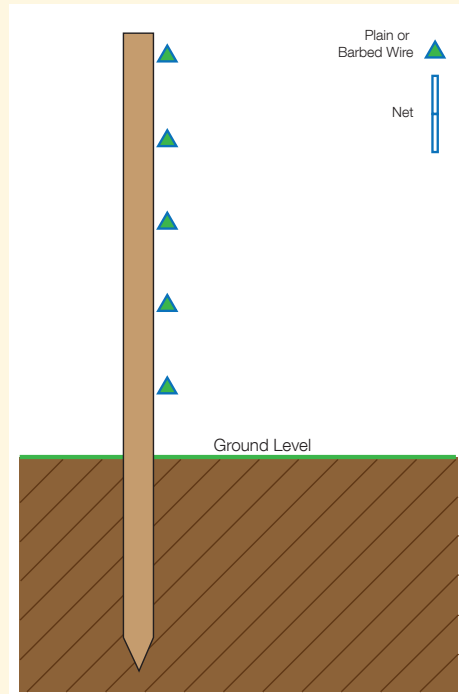
All measurements are approximate. It is the user's responsibility to check the product is suitable for the application. We reserve the right to change specifications without notification.

### Barbed & Plain Wire Installation Guidelines

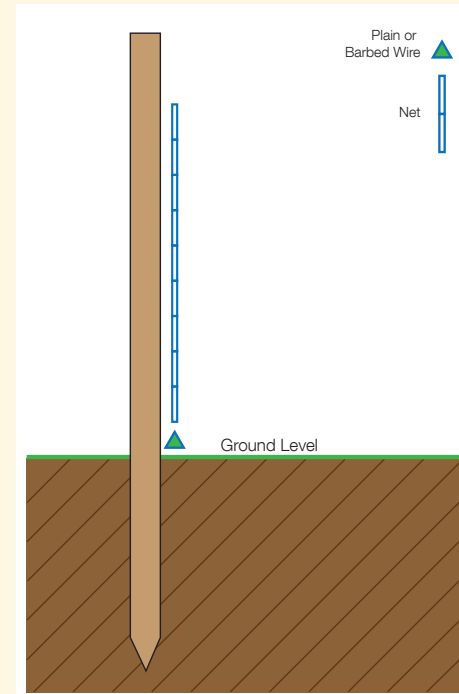
A straining post is required at every major change in direction or any termination and should be supported by a strut or box assembly. Barbed wire should be tied off on the straining posts by hand or with suitable joiners. Avoid driving staples tight against the wire as this will damage the galvanised coating.



When installing barbed or plain wire above stock netting we would recommend using two strands a maximum of 125mm apart.



When installing a multi-line barbed or plain wire fence it is common to run a line of wire along the ground to enable the posts to be positioned in a straight line. This line can then be lifted off the ground and used as the bottom strand.



When installing a fence it is common to run a line of plain or barbed wire along the ground to enable the posts to be positioned in a straight line. This line can be left in after the fence has been installed as it will help fill in gaps between the netting and undulations in the ground level, it will also help prevent animals pushing under the net.



### Reel Easy

Tornado plain wire coils of up to 115kg are available on a Reel Easy. These wooden spools are neat and compact, and do not require a wire unwinder when installing. The Reel Easy is compatible with Quick Fencers and Pro Fencers.